

IS Series Dual-Impedance Column Speakers

Thirty-two IS speakers powered by one amp?* IS Series column speakers have another exclusive feature: in normal mode, they're rated at 8Ω...but change the Impedance Switch to 32Ω and suddenly you can power a whole facility with quality sound using one amp. Add Protēa or AquaControl™ DSP and you have an unbeatable combination at a very modest price.

Two IS 2.8PWs with IS-JP2 Joining Bracket

IS-PM6B Pole Mount

IS-PM6B Pole Mount

IS-TR7B Tripod Mount

SP 12.1PW Subwoofer

SP 12.1PB Subwoofer

Flush Mount brackets (included with IS 2.8Ps and IS 3.8Ps)

IS-TWM Tilt/Swivel Mount for IS 2.8Ps and IS 3.8Ps

IS-JP2B Joining Bracket shown on two IS 2.8PWs

Ashly nXp 4004, 8004, or ne4250 4-channel amplifier with Protēa 4 x 400 W @ 4Ω

Ashly nXp or ne 4-channel amplifier with Protēa 4 x 250 W @ 8Ω

Eight IS columns • 32Ω setting @ 50W each

Eight IS columns • 32Ω setting @ 50W each

Eight IS columns • 32Ω setting @ 50W each

Eight IS columns • 32Ω setting @ 50W each

Four IS columns 32Ω setting @ 65.2W each

Four IS columns 32Ω setting @ 65.25W each

Four IS columns 32Ω setting @ 62.5W each

Four IS columns 32Ω setting @ 65.2W each

Speakers with the Ashly touch.

You may be thinking "Does the world need more speakers?"

Yes, when Ashly speakers do things others don't. Hear us out.

And then hear how our AW on-wall speakers, IS columns, and SP subwoofer make beautiful music with our Protēa and AquaControl™ software.



*When used with a 4-channel amp operating at 4Ω. ©2020 Ashly, All Rights Reserved. Ashly is a registered trademark of Ashly Audio, Inc. All other trademarks and registered trademarks are the property of their respective holders.

AW Series On-Wall Speakers



Our AW series speakers are perfect for restaurant patios, balconies, and many other under-eave applications, as well as indoors. They deliver robust bass, crisp treble and accurate midrange that makes them easily heard over table conversation, traffic or wind noise. Impressive on their own, their sound can be further enhanced with Ashly power amplifiers and processors that incorporate Protēa or AquaControl™ software (see



below). Visit our web site to download Spec Sheets, A&E Specs, and dxf files.

	AW 2.1P	AW 3.2P	AW 5.2T	AW 8.2T
Power Handling	15 W @ 8 Ω	45 W @ 8 Ω	80 W @ 8 Ω	100 W @ 8 Ω
Impedance	8 Ω	8 Ω	8 Ω or constant voltage	8 Ω or constant voltage
Frequency response	170-19 kHz (-10 dB)*	100 Hz to 19 kHz (-10 dB)*	80 Hz to 19 kHz (-10 dB)*	65 Hz to 19 kHz (-10 dB)*
Transducer	2.75" full range	1.1" PEI HF 3.5" LF	0.75" silk dome HF 5.25" LF	1" silk dome HF 8" LF

*with DOC crossover and DSP presets for selected Ashly amps and processors.



All specifications are subject to change.

IS Series Dual-Ω Column Speakers + SP Subwoofer

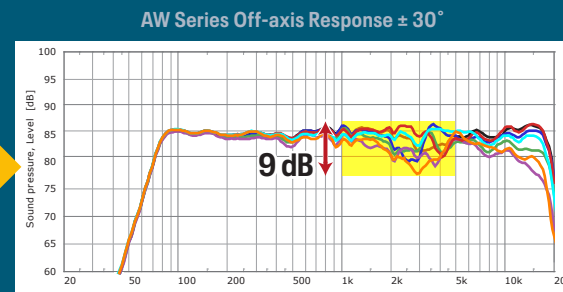
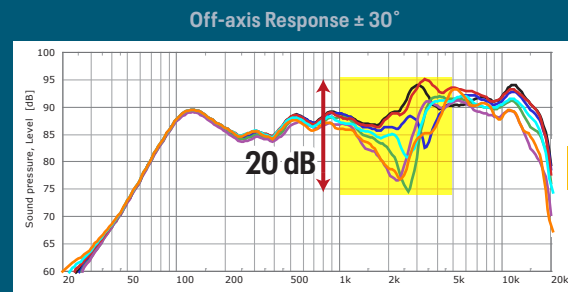
IS column speakers are a cost-effective way to provide vertical pattern control, and consistent sound levels front-to-back of a venue... especially when combined with Ashly amps and processors that incorporate Protēa or AquaControl™ software (see below). They fit perfectly next to flat-screens in conference rooms. Combined with an SP12.1P sub, you can create an effective "system on a stick" for churches, wedding receptions and corporate events.

Two IS speakers can be joined with an optional bracket. Pole and tripod mounts are also available. Visit our web site to download Spec Sheets, A&E Specs, dxf and EASE files.

	IS 2.8P	IS 3.8P	SP 12.1P
Power Handling	120 W @ 8 Ω	240 W @ 8 Ω	350 W @ 8 Ω
Impedance	8 Ω / 32 Ω	8 Ω / 32 Ω	8 Ω
Frequency response	115 Hz to 20 kHz	105 Hz to 19 kHz	39 Hz to 180 Hz
Transducers	8 x 2.0" full range transducers with neodymium magnet	8 x 3.0" full range transducers with neodymium magnet	12" LF transducer ferrite magnet



Protēa & AquaControl™ DSP: Our speakers' secret sauce.



Typical 2-way loudspeaker

Ashly 2-way speaker with DOC* crossover and DSP

IS and AW speakers will please you with their performance and price. But spec one of the Ashly amps below and you get:



nXp series multi-mode with Protēa

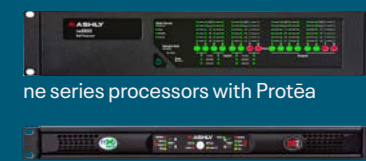
pēma series Protēa-enabled amps

- Directivity-weighted, optimized linear frequency response
- Universal crossover implementation for use with subwoofer and full-range speakers
- FIR-corrected linear phase response above about ~300 Hz



ne4250pe and ne8250pe network-enabled amplifiers with Protēa

Only optimized linear frequency response and universal crossover implementation is available on ne24.24m (not shown).



ne series processors with Protēa

mXa-1502 mix amp with AquaControl

*Directivity Optimized Crossover (DOC) passive crossover available on 2-way AW models only