

SOLID DRIVE DYNAMICS
SIGNALING SPEAKER TYPE: G C 400
LISTED 37W

Solid Drive[®]

INVISIBLE SOUND SOLUTIONS[™]

an  MSE AUDIO brand



Made in USA



DYNADRIVE

SIGNALING SPEAKER

TYPE: G

LISTED



DYNAMICS



CONTENTS

Product Line.....	4
Features	5
SD-1	6
MSK-1	8
Amplifiers/Subs	10

SOUND WITHOUT SPEAKERS™

SolidDrive® is the solution for invisible sound, providing a hidden sound source for in-wall, surface mount and glass applications. Unique technology transforms surfaces into sound-producing planes that blanket whole rooms with quality audio.

SolidDrive® PRODUCT LINE

MSK-1 Sound masking transducers that help increase productivity and reduce employee stress in distracting environments.



MSK-1



MSK-1g



MSK-1sm



MSK-1-T



MSK-1g-T



MSK-1sm-T

Amplifiers by SolidDrive



SD-250



P350

SD-1 Sound Transducers can turn any surface into a soundboard providing rich, full sound without hassle of traditional speakers.



SD-1



SD-1g



SD-1sm



SD-1 Desktop Kit 250



SD-1-T



SD-1g-T



SD-1sm-T



FEATURES



Produce sound from nearly any surface.

The patented technology of SolidDrive[®] transforms nearly any rigid or semi-rigid surface (such as drywall, glass, wood, metal, or fiberglass) into a sound source. The powerful SolidDrive is a hidden planar-source audio transducer that directly transfers acoustic energy to the surface, creating a large and dynamic sound field. With its compact size, and minimal wiring, SolidDrive provides countless Invisible Sound Solutions™.




Get smooth, even coverage.

SolidDrive resonates over 15 feet of surface area per unit in a drywall installation, but the sound it produces travels even further. In fact, loss of volume over distance is roughly 35% less than with conventional speakers. This low distance factor, combined with SolidDrive's 120° ultra-wide coverage angle, means you'll experience even sound coverage throughout the entire room.



Connect it like a speaker.

SolidDrive requires no special equipment to function - It connects to any conventional amplifier or receiver using standard speaker wire. This means that not only can SolidDrive use pre-existing wiring, it can be powered and equalized using the equipment you already own. For a hidden sound system, proprietary behind-surface mounting technologies ensure maximum visual appeal.



Features unique patented technology.

SolidDrive produces high-fidelity sound and can pack a punch as well as deliver white noise well beyond the surface it's mounted to. While SolidDrive can generate ample sound from a flat surface using as little as 5 to 15 watts, it can also be used in high-output applications with power levels up to 100 watts. SolidDrive's patented, dual opposing motors in a single drive will enable efficiency with high power handling. With higher power levels, its patented axial shaft suspension with dual bearings keeps the SolidDrive stable and distortion-free. This ensures your SolidDrive will have a smooth frequency response from 60Hz to 15kHz in any mounting configuration.



Safe, strong, and designed to last.

SolidDrive is UL 1480 and UL 2043 listed, meaning it meets the most stringent safety requirements for use in any home or business. SolidDrive is designed so that it will not damage walls, windows, or furniture while operating —at maximum output, SolidDrive only vibrates the surface it's attached to roughly 0.006 of an inch. SolidDrive itself will not “wear out” or require lubrication —all parts are fabricated from heavy-duty industrial materials designed to withstand long-term vibrations. All SolidDrive units are covered by a seven-year warranty.

SD-1

Sound Transducers

Invisible Sound Solutions™

With its ability to turn a surface into a soundboard, SolidDrive can provide rich, full sound to an entire room – all without the hassle of traditional speakers. By utilizing the back of a surface for installation, SolidDrive eliminates the hassle of matching external speakers to the aesthetic of a room. This is especially handy for trade show or retail displays, digital signage, kiosk setups, and museum exhibits, where SolidDrive can provide an invisible sound source from within the display.

With its wide, even sound field, SolidDrive performs equally well for surround-sound in a home theater room or even for stereo music playback in a kitchen or garage. Need extended bass response? SolidDrive can be matched with the IW200 - a paintable in-wall subwoofer that easily conforms to any style.

All SolidDrive units come in a classic titanium finish, and can be mounted in ceilings, on windows, behind walls, or even in cabinets.

SD-1 Desktop Kit

Designed for travel and demo purposes, the SD-1 Desktop Kit quickly transforms any horizontal surface into a full-range “speaker.” SolidDrive plugs into any device with a standard headphone jack, and its silicone rubber pad firmly grips any nonporous surface, making the demonstration process a breeze. The SD-1 Desktop Kit is an easy way to make a unique impression with SolidDrive, and can even be used for surface testing prior to permanent installation.

Applications

- | | |
|---------------------|------------------|
| Home Audio | Retail Stores |
| Museum Exhibits | Self-help kiosks |
| Digital Signage | Conference Rooms |
| Trade Show Exhibits | Car Dealerships |



SD-1



SD-1g

Description	SD-1	SD-1g
Description	Attaches to drywall and similar surfaces with patented cantilever spring mounting bracket (sold separately). Designed for one channel of audio. Optional EQ module optimizes the SD-1 for use on drywall.	Attaches to glass and other non-porous surfaces using double-sided adhesive disk (included). Designed for one channel of audio. Optional EQ module optimizes the SD-1 for use on glass.
Nominal Impedance	8Ω	8Ω
Frequency Response ± 3db	60 Hz - 15 kHz Nominal w/o EQ	60 Hz - 15 kHz Nominal w/o EQ
Max Program Power	100 Watts, with 100 Hz 12 dB / Octave High Pass	100 Watts, with 100 Hz 12 dB / Octave High Pass
Max Continuous Power	30 Watts	30 Watts
Housing Body Dimensions	Diameter: 58.6 mm (2.3") Height: 52.34 mm (2.06")	Diameter: 58.6 mm (2.3") Height: 52.34 mm (2.06")
Mounting Foot Diameter	89 mm (3.5")	51 mm (2.05")
Coverage	120°	120°
UL Approved	1480 & 2043	1480 & 2043



SD-1sm



SD-1 Desktop Kit 250

Description	Attaches to wood and similar surfaces using wood screws (included). Designed for one channel of audio. Optional EQ module optimizes the SD-1 for use on wood surfaces.	Portable SD1 kit for use on top of horizontal surfaces. Includes: one (1) SD1 desktop unit, DC power adapter, cables and SD-250 mini amp with SolidDrive EQ curves in a convenient carrying case.
Nominal Impedance	8Ω	8Ω
Frequency Response ± 3db	60 Hz - 15 kHz Nominal w/o EQ	60 Hz - 15 kHz Nominal w/o EQ
Max Program Power	100 Watts, with 100 Hz 12 dB / Octave High Pass	100 Watts, with 100 Hz 12 dB / Octave High Pass
Max Continuous Power	30 Watts	30 Watts
Housing Body Dimensions	Diameter: 58.6 mm (2.3") Height: 52.34 mm (2.06")	Diameter: 58.6 mm (2.3") Height: 52.34 mm (2.06")
Mounting Foot Diameter	89 mm (3.5")	51 mm (2.05")
Coverage	120°	120°
UL Approved	1480 & 2043	N/A



SD-1-T



SD-1g-T



SD-1sm-T

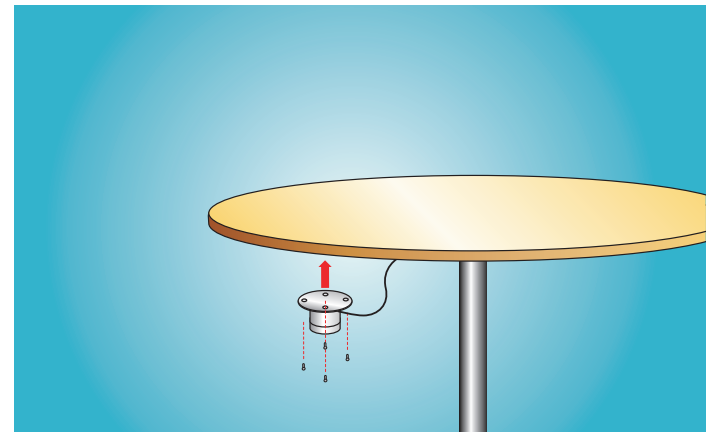
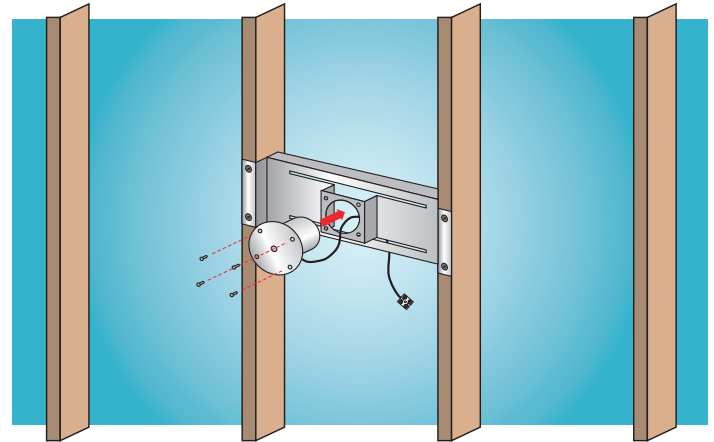
Description	Attaches to drywall and similar surfaces with the patented cantilever spring mounting bracket (sold separately). 10 Watt, multi-tap transformer built in. Designed for one channel of sound masking audio.	Attaches to glass and other non-porous surfaces using double-sided adhesive disk (included). 10 Watt, multi-tap transformer built in. Designed for one channel of sound masking audio.	Attaches to wood and similar surfaces using wood screws (included). 10 Watt, multi-tap transformer built in. Designed for one channel of sound masking audio.
Frequency Response ± 3dB	60 Hz - 15 kHz Nominal w/o EQ	60 Hz - 15 kHz Nominal w/o EQ	60 Hz - 15 kHz Nominal w/o EQ
Max Transformer Power	10 Watts	10 Watts	10 Watts
Housing Body Dimensions	Diameter: 58.6 mm (2.3") Height: 121.92 mm (4.8")	Diameter: 58.6 mm (2.3") Height: 121.92 mm (4.8")	Diameter: 58.6 mm (2.3") Height: 121.92 mm (4.8")
Mounting Foot Diameter	89 mm (3.5")	51 mm (2.05")	89 mm (3.5")
Coverage	120°	120°	120°
UL Approved	1480 & 2043	1480 & 2043	1480 & 2043

MSK-1

Sound-Masking Transducers

For companies that want high quality invisible sound masking, SolidDrive® is the optimal solution. Popular in cubicle spaces, testing facilities and hospitals, sound masking has been shown to increase worker productivity while reducing employee stress. By introducing a constant, unobtrusive noise that “masks” distracting sounds and conversations, SolidDrive MSK models help enhance privacy and focus in otherwise distracting environments.

Proven in its durability, SolidDrive has even been known to out-last other sound-masking speakers. Furthermore, where common sound masking systems will use traditional loudspeakers, creating “hot” and “cold” spots throughout the room, SolidDrive needs only one unit per 15 feet of space, and delivers much smoother coverage. SolidDrive is also significantly easier to install, uses less amplification, and can double as an effective paging/background music system.



Applications

Hotels	Waiting Rooms	Spas
Offices	Testing Facilities	Bedrooms
Hospitals	Museums/Galleries	Nurseries
Libraries	Government Buildings	





MSK-1



MSK-1g



MSK-1sm

Description	Attaches to drywall and similar surfaces with our patented cantilever spring mounting bracket (sold separately). Designed for one channel of sound masking audio.	Attaches to glass and other non-porous surfaces using double-sided adhesive disk (included). Designed for one channel of sound masking audio.	Attaches to wood and similar surfaces using wood screws (included). Designed for one channel of sound masking audio.
Nominal Impedance	8Ω	8Ω	8Ω
Frequency Response ± 10dB	70 Hz - 15 kHz Nominal w/o EQ	70 Hz - 15 kHz Nominal w/o EQ	70 Hz - 15 kHz Nominal w/o EQ
Max Program Power	50 Watts, with 100 Hz 12 dB / Octave High Pass	50 Watts, with 100 Hz 12 dB / Octave High Pass	50 Watts, with 100 Hz 12 dB / Octave High Pass
Max Continuous Power	30 Watts	30 Watts	30 Watts
Housing Body Dimensions	Diameter: 58.6 mm (2.3") Height: 52.34 mm (2.06")	Diameter: 58.6 mm (2.3") Height: 52.34 mm (2.06")	Diameter: 58.6 mm (2.3") Height: 52.34 mm (2.06")
Mounting Foot Diameter	89 mm (3.5")	51 mm (2.05")	89 mm (3.5")
Coverage	120°	120°	120°
UL Approved	1480 & 2043	1480 & 2043	1480 & 2043



MSK-1-T



MSK-1g-T



MSK-1sm-T

Description	Attaches to drywall and similar surfaces with the patented cantilever spring mounting bracket (sold separately). 10 Watt, multi-tap transformer built in. Designed for one channel of sound masking audio.	Attaches to glass and other non-porous surfaces using double-sided adhesive disk (included). 10 Watt, multi-tap transformer built in. Designed for one channel of sound masking audio.	Attaches to wood and similar surfaces using wood screws (included). 10 Watt, multi-tap transformer built in. Designed for one channel of sound masking audio.
Frequency Response ± 10dB	80 Hz - 15 kHz Nominal w/o EQ	80 Hz - 15 kHz Nominal w/o EQ	80 Hz - 15 kHz Nominal w/o EQ
Max Transformer Power	10 Watts	10 Watts	10 Watts
Housing Body Dimensions	Diameter: 58.6 mm (2.3") Height: 120.7 mm (4.75")	Diameter: 58.6 mm (2.3") Height: 120.7 mm (4.75")	Diameter: 58.6 mm (2.3") Height: 120.7 mm (4.75")
Mounting Foot Diameter	89 mm (3.5")	51 mm (2.05")	89 mm (3.5")
Coverage	120°	120°	120°
UL Approved	1480 & 2043	1480 & 2043	1480 & 2043



AMPS / SUBS



SD-250



P350

Description	Compact 2-channel amplifier with extra heat sink surfaces for extended duty at full power. Rated at 50 Watts per channel. Stereo, mono or bridged mono. Balanced stereo euroblock, stereo unbalanced mini jack, or high-level euroblock inputs.	Class-G high current 350 Watt amplifier for use as a subwoofer or full range mono-block amp. Rack mountable.
Frequency Response \pm 3dB	20 Hz - 20 kHz	10 Hz - 20 kHz
Input Impedance	47K Ω	22K Ω Unbalanced 37.5K Ω Balanced
Max Gain	34 dB	-
Dimensions	Height: 31.2 mm (1.23") Width: 101.1 mm (3.98") Depth: 123.6 mm (4.86")	Height: 44.45 mm (1.75") Width: 438.2 mm (17.25") Depth: 336.55 mm (13.25")
Weight	0.26 kg (0.56 lbs) - amp only	7.71 kg (17 lbs)
Optional Accessories	AC-SA502-RMA (Rack Mount Adapter)	-

These MSE/Phase Tech subwoofers also pair well with Solid Drive products:



IW200



IW210

Description	In-wall subwoofer designed to mount in walls and between wall studs. Includes separate sealed back box. It is designed for use with the P350 subwoofer amplifier.	In-wall subwoofer with sealed enclosure designed to mount flush in walls and between wall studs. Easily retrofittable into existing walls. It is designed for use with the P350 subwoofer amplifier.
Woofers	Dual 8" Mica-Graphite Polypropylene	Dual 10" Mica-Graphite Polypropylene Woofer and Bass Radiator
Frequency Response \pm 3dB	25 - 160 Hz	24 - 160 Hz
Impedance	4 Ω	8 Ω
Enclosure	Sealed	Sealed
Enclosure Dimensions	Height: 1828.8 mm (72") Width: 375.76 mm (14.4") Depth: 86.35 mm (3.4")	Height: 596.9 mm (23.5") Width: 355.6 mm (14") Depth: 99.06 mm (3.9")
Cutout Dimensions	520.7 mm (20.5") H x 222.25 mm (8.75") W	568.325 mm (22.375") H x 330.2 mm (13") W
Weight	27.2 kg (60 lbs) Subwoofer and back box	13.6 kg (30 lbs)
Grille	White Powder-Coated Galvanized Magnetic Micro-Flange	White Powder-Coated Galvanized Magnetic Micro-Flange

MSE AUDIO®

Our Brands

Parent company of six major manufacturing brands, MSE Audio utilizes the latest audio technology to produce the best sounding, and best performing speakers. With multiple design and manufacturing centers across the residential and commercial spheres, MSE Audio products rely on synergistic, cross-platform engineering to deliver exceptional durability, industry-leading quality control, and refined aesthetics.



Audio Perfection Realized™

Induction Dynamics® speakers are engineered to achieve precise sound in any home theater and are hand-tuned to exact specifications. This meticulous attention to detail and craftsmanship results in design qualities and system-wide performance unlike any other. Handcrafted in the USA.



Speakers for your Life™

Phase Technology®, based in Jacksonville, Florida is one of the oldest and most prestigious speaker manufacturers in the United States. Holding numerous patents for speaker design (including the soft dome tweeter), Phase Technology offers a range of speakers for the home integrator. Handcrafted in the USA.



Sound without Speakers™

SolidDrive® is the solution for invisible sound, providing a hidden sound source for in-wall, surface mount and glass applications. Unique technology transforms surfaces into sound-producing planes that blanket whole rooms with music. SolidDrive products are made in the USA.



Ultra-fidelity Outdoor Speakers™

Rockustics® offers an extensive line of high-fidelity, all-weather outdoor speakers for both home and commercial applications. Each model is designed to enhance the environment by providing the highest quality sound with unparalleled lifelike aesthetics. Handcrafted in the USA.




The Best Sound Around™

Designed for on-ceiling and in-ceiling uses, SoundSphere® speakers produce a diffuse sound field with a wide coverage pattern ideal for PA announcements and music. SoundSphere products are made in the USA.



The Original Pendant Speaker™

Designed for broad, intelligible coverage with superior musicality, SoundTube® speakers elevate the audio experience. From "the Original Pendant Speaker" to models for in-ceiling, surface-mount, IP-addressable, outdoor, focused-point, and more, SoundTube offers speaker solutions for nearly every application.



Made in USA